

# TODA POWER HIGH POWER PROFILE CAMSHAFT



Thank you very much for purchasing the HIGH POWER CAMSHAFT.

After opening the packing case, please confirm that the product is the correct type and is not damaged.

Should the product be an incorrect type or be damaged immediately inform the store where you purchased product.

As for how to install the product, please follow the service manual provided by the maker.

**TODA RACING CO., LTD.**

1363 Tamashima Kurashiki

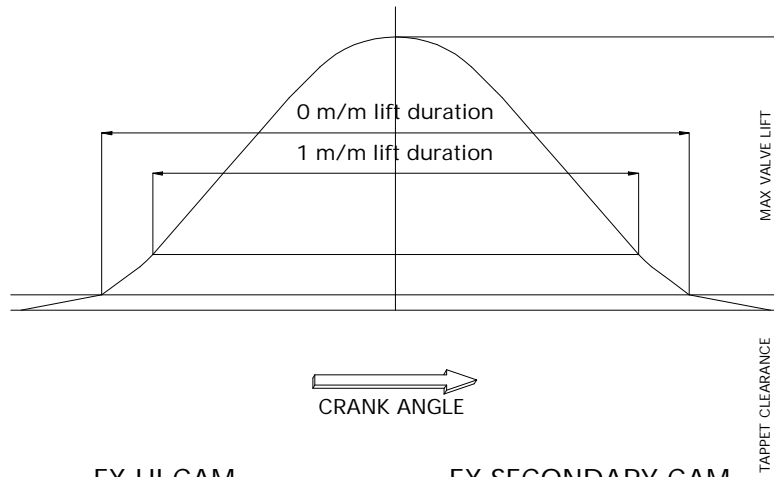
Okayama 713 Japan

Tel +81 86-526-2758

Fax +81 86-525-5396

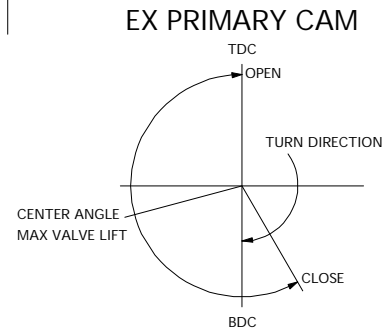
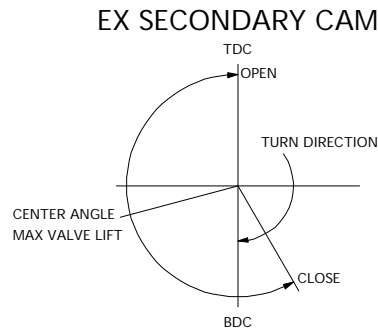
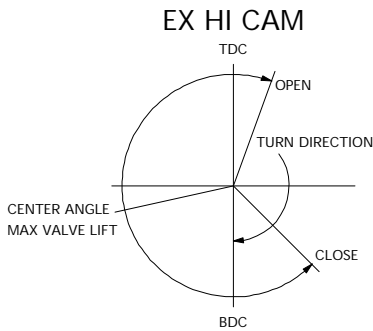
<http://www.toda-racing.co.jp/>

E-Mail: toda@toda-racing.co.jp



ENGINE TYPE : B16A/B16B/B18C  
PARTS NUMBER : 14121-B16-00B

DEGREES IN	285
HIGH CAM VALVE LIFT	12.0
SECONDARY CAM VALVE LIFT	11.0
PRIMARY CAM VALVE LIFT	11.0
TAPPET CLEARANCE	0.2



1 m/m VALVE TIMING (REFERENCE MATERIAL)

EXHAUST OPEN BBDC	45
EXHAUST CLOSED ATDC	20
CAM TOP CENTER	102.5
DEGREES	245

EXHAUST OPEN BBDC	30
EXHAUST CLOSED ATDC	0
CAM TOP CENTER	105
DEGREES	210

EXHAUST OPEN BBDC	30
EXHAUST CLOSED ATDC	0
CAM TOP CENTER	105
DEGREES	210

Please confirm the valve timing adjustment with the high cam.

Regarding the cam journal, please polish the surface lightly with sandpaper of about #1000 grade. (Use the cam part to be polished.)

To install this camshaft, the following designated parts will be necessary:

Valve spring (only of Honda make)

Inner product number:14751-P73-J01 ; 16

Outer product number:14761-P73-J01 ; 16

Retainer product number:14765-P30-000 ; 16

## WARNING

Because the product is exclusively for motor sports, please understand that we do not consent to claims on principle.

Do not use the product except for compatible car types.

Do not use the product for general driving or mechanical maintenance.